

**kärloskar**  
powergen

1010-1500 kVA

**HHP GENSET**

INDIA'S LARGEST  
FLEET OF GENSETS



**BETTER POWER**  
FOR A

*limitless*

**T O M O R R O W**



BETTER POWER  
FOR A

*limitless*

T O M O R R O W



## A RICH HERITAGE OF OVER A CENTURY OF ENGINEERING EXCELLENCE.


Kirloskar power generating sets prioritize user experience, delivering exceptional features and benefits. Streamlined installation and enhanced dependability to expedited service, reduced maintenance costs, and optimized performance.

Kirloskar Powergen sets itself apart with groundbreaking engineering that establishes new industry benchmarks.

*limitless* **POTENTIAL, SUSTAINABLE PRACTICES**

Our state-of-the-art manufacturing facility embodies our commitment to sustainable practices. We partner with nature to power the facility itself, transforming waste into valuable resources. This focus on sustainability inspires both our workforce and surrounding communities. It's here, where cutting-edge technology meets exceptional skills, that we engineer solutions to empower limitless possibilities.

Discover our Plant with a  
QR Code Scan.



# 1010-1500 kVA TECHNICAL SPECIFICATIONS

Prime Rating at rated rpm (as per ISO 8528)	kVA	1010 HD	1250 HD	1500 HD
	kW	808	1000	1200
Genset Model		KG1-1010WS	KG1-1250WS	KG1-1500WS
Frequency	Hz	50		
Power factor	lagging	0.8		
Voltage	V	415 (3Ø)		
Governing class (As per ISO 8528 Part-V)		G3		
DG set Noise level at 1 Mtr with Genset Canopy	dBA	Contact Kirloskar Oil Engines Ltd for Details		
Fuel tank capacity (inbuilt)	Ltrs	990	NA	
Weight of genset with canopy (approx.) <sup>§</sup>	Dry	Kg	13200	13075+
	Length	mm	7800	5650+
	Width	mm	2300	2300+
	Height	mm	2713	2680+
Electrical Battery starting voltage	Volts-DC	24		

## ENGINE

Engine Model (Parent Engine)		DV16ETA	12K4300 -E1	12K4300 -E2
Rated output (Prime Continuous rating as per ISO 3046)	kW	889	1090	1294
	HP	1210	1482	1760
No. of cylinder	Number	16	12	
Cubic capacity <sup>2</sup>	Ltrs	31.84	51.73	
Bore x Stroke	mm	130 x 150	170 x 190	
Rated Speed	RPM	1500		
Aspiration	NA/TC/TA	TA		
Lube Oil change period	hrs	500		
Lube Oil Sump Capacity	Ltrs	130	265	
Coolant Capacity with Radiator	Ltrs	180	210	

## ALTERNATOR

Insulation Class		Class H		
Ingress Protection		IP 23		
Alternator Efficiency (at 100% load) 0.8 pf**		95.1	95.7	95.4
Alternator Efficiency (at 75% load) 0.8 pf*		95.4	95.9	95.8
Permissible Voltage Dip at Full Load 0.8 pf Lag		< 20 %		
Time Permitted to build up rated voltage at rated RPM		< 1 sec, provided engine should reach rated RPM		
Short Circuit Withstand Time	sec	3 Times rated current for "10 sec"		
Overload Withstand Capacity	%	10% overload for one hour once in 12 hours		

### Notes

<sup>^</sup> Tolerances Apply

<sup>#</sup> With 0.845 Specific Gravity of diesel ( 5% Tolerance )

<sup>§</sup> These Weight are for handling & transportation only, +- 5% tolerance apply

\* Efficiency of Alternator as per standards IEC60034-1

+ Weight & dimensions are for open genset

For canopised genset, please contact kirloskar Oil Engines Ltd.

For Site Conditions other than standard operating conditions consult Kirloskar Oil Engines ltd.

For intermediate ratings, kindly contact nearest Kirloskar office



## 7 Easy steps for a happy Genset Ownership


- Insist on a load-study
- Select the Genset rating as per the load-study and with sufficient margin for future load expansion
- Apply site-selection guidelines carefully
- Insist on installation in line with Kirloskar guidelines
- Ensure adequate size and proper connection of cables
- Understand the Genset operation & maintenance procedures during commissioning
- Follow routine maintenance protocols through authorised Kirloskar service dealers

### Canopy

- Ease of Access and Serviceability
- Aesthetically designed, weather and sound resistant enclosure
- Insulation conforms to UL94-HF1 class for flammability

### Controller

- Microprocessor based
- Graphical LCD display
- Best in class monitoring and diagnostic capability
- Integrable with AMF, synchronization & communication configurations




### Engine

- O2E Series: Low emission, high efficiency engines
- Compact, Robust and Rugged Design
- 500 hours lube-oil change period
- Integral set - mounted radiator system, designed & tested for 50°C ambient temperature

### Alternator

- Best In Class Efficiency
- Special Windings to Reduce Harmonics
- Vacuum Pressure Impregnation and epoxy gel coating on the winding

## Prime rating and Stand-by rating<sup>1</sup>



'Prime power' is designed for Unlimited hours, as compared to 'Emergency stand-by' designed for 200 hours in a year. Prime rated Gensets also permit 10% temporary overloading. Users need to carefully select the Genset rating to meet their requirement. Kirloskar offers Prime power as a standard offer. Contact Kirloskar for stand-by ratings.

## Engine capacity does matter<sup>2</sup>



Engine capacity (cc) plays a vital role in Genset performance. Higher engine capacity leads to a robust and stable Genset performance.

Higher engine capacity also enables the Genset to respond quickly & positively to sudden load additions.

## Best-in-class Fuel Efficiency



Kirloskar Green Gensets offer a unique combination of CPCB norm compliance and enhanced fuel efficiency. Across the range, Kirloskar Green Gensets offer substantial savings in fuel cost.

### O2E Series (Optimal Operating Efficiency):

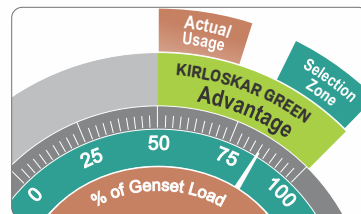
Genset ratings are selected based on the present load and future expansion. Fuel efficiency of most Gensets is optimized at the full rating of the Genset.

In practice, Gensets rarely get loaded to full capacity. Power demand variations across day & night, weekdays & weekends,

summer & winter lead to an average 50-70% loading on Gensets.

Considering this practical situation, Kirloskar has extended fuel efficiency optimization from 100%, right up to 50% of rated load.

Combination of best-in-class fuel efficiency & O2E provides a double advantage.



## Genset Monitoring at Your Finger Tips



Kirloskar Green gensets are enabled with Kirloskar remote monitoring system which shares Real Time Genset information and location Services. It can be accessed via mobile device or desktop. Kirloskar remote monitoring system also highlights any

parameter which needs special attention. These critical indication alerts are sent to user mobile via text message. It also alerts nearest services dealer in case of any emergency break-down.

### KRM Desktop Display



**Ask your Dealer for KRM login details & password**

## Peace-of-mind Ownership



Kirloskar Green Gensets have always been preferred for their robust design and reliability over long usage life.

Kirloskar Green range carries the confidence of well-established and proven engine platforms. For compliance to revised CPCB norms, Kirloskar has carefully selected those technologies which not only retain, but enhance Gensets durability and on-site serviceability.

Thus, Kirloskar Gensets offer you many years of trouble-free performance; backed by the assurance of prompt support. Peace-of-mind driven by product reliability and low cost of ownership.

## State of the art Genset Controller



Kirloskar Green Genset put the command in your hands. Micro-processor based Genset controllers display a host of genset parameters and put all controls at your fingertips.

### Monitoring Features:

- Phase Voltages & Currents, Frequency, Reverse power, Genset kVA, kW, kWh, kVAR, Power Factor, Canopy Temperature
- Lube oil Pressure, Engine Temperature, RPM, Run Hours, Number of starts, Fuel Level, Auto / Manual Stop, Battery charge condition, AMF feature

### Diagnostic Features:

- Battery charging failure, Over/Under speed, Over Current, Over/Under Voltage, Over kW, Phase Seq., Phase missing, Mains Under voltage, Earth Fault trip, Fuel usage Alarm
- Low lube oil Pressure, High Engine Temperature, Low/High battery voltage, Low Fuel Level, Over Crank protection, Routine maintenance indicator, Genset Test Facility, Mains Frequency

### Optional Features:

- Modbus Communication
- Synchronization

### Genset Controller



# kirloskar powergen



SHAPING THE FUTURE.  
DELIVERING POWER TO OVER 50+ COUNTRIES.

INGENIOUS DESIGN.  
UNMATCHED PERFORMANCE.

KIRLOSKAR OIL ENGINES LIMITED

A Kirloskar Group Company

Regd. Office: 13, Laxmanrao Kirloskar Road,  
Khadki, Pune, Maharashtra 411 003  
INDIA



BETTER POWER  
FOR A



Tel: +91 (20) 2581 0341  
Fax: +91 (20) 2581 3208, 2581 0209  
Helpline: +91 8806 33 44 33  
koel.helpdesk@kirloskar.com

*limitless*

T O M O R R O W

Marks 'Kirloskar' along with the suffix, or prefix, 'I' as shown and copyright 'limitless' are owned Kirloskar Proprietary Limited, and Kirloskar Oil Engines L. td. is the Permitted User. This Catalog is copyrighted and may not be reproduced in any form not even parts of it, without previous written permission by copyright owners, Kirloskar Oil Engines L. td. Product improvement is a continuous process. Kindly contact Kirloskar Oil Engines L. td. for latest information. Images are for illustration purposes only.